

Revision walkthroughs: Brain Dumps

Starter: Pause and think.

Which statement best represents your approach and why?


- 1. I always revise using my revision materials e.g. knowledge organiser.**
- 2. I begin my revision by testing myself to see what I can remember. Then I check my understanding with my notes.**
- 3. Revision? What is that?**

Revision walkthroughs: Brain Dumps

I begin my revision by testing myself to see what I can remember. Then I check my understanding with my notes.

When you are feeling quite confident in a topic, research suggests that this is the best approach. When we remove revision prompts, this is when we develop our memory most. So what is a simple way of doing this?

Revision walkthroughs: Brain Dumps



1. Choose the subject you would like to revise from your topic list.

2. On a blank piece of A4 make a mindmap from memory. Write down everything you can think of for that particular topic.

3. Next, read over your revision guide or notes. Were there any details that you missed?

4. Add the missed details from your revision guide onto your brain dump, but in a different colour.

5. Repeat the activity again at a later date. This could be a few days, or maybe weeks. Did you remember more this time?

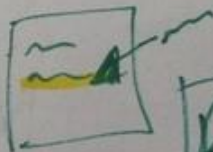
TTS

?s first

Keywords




annotate



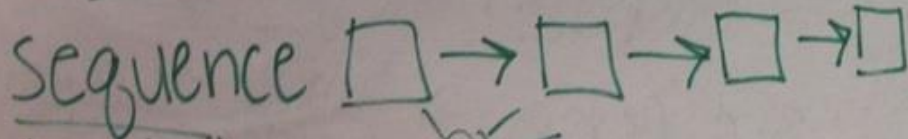
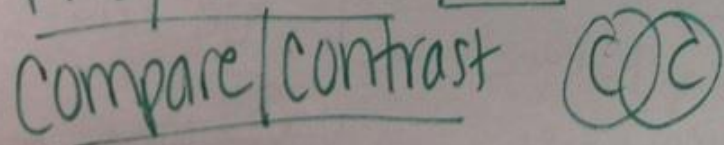

Context clues

Inferences




Reading

Text Structure



description

Cause/effect



figurative lang.

SMARTO

S simile (like/as compare)

Metaphor (compare)

Alliteration (repeats same 1st sound)

Personif.

Hyperbolic (exagg.)

Onomatopoeia (sound)

Poetry

- ① enjoy
- ② fig. lang.
- ③ Meaning

Image by repeat
idioms
rhyme