

## Dual coding: What the experts say...



Dual coding is combining words with visuals such as pictures, diagrams in your revision.

Studies show that:

- Combining visual and verbal knowledge will help you understand the information better.
- Adding visuals can make the presented ideas more concrete, and provides two ways of understanding the presented ideas.

But, don't forget that dual coding is more than just adding pictures.

Visuals should be meaningful. You should think about what images and diagrams might help you to understand a tricky idea or concept or remember an important fact.



# Revision walkthroughs: Dual Coding



**1. Read through your revision guide, class book or bbc bitesize carefully. What are the main ideas? How might this apply to an exam question?**



**2. Transform your reading into revision notes. Use one of Cornell notes or one of the Pixl re-visit strategies to ensure they are effective.**



**3. Think carefully about how the key ideas, concepts and facts in your revision could be represented visually. This might be an image to help you remember or a diagram.**

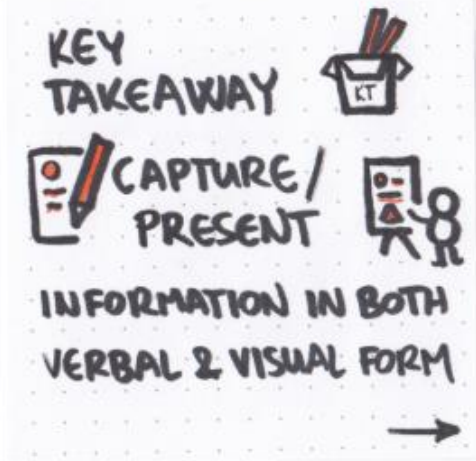
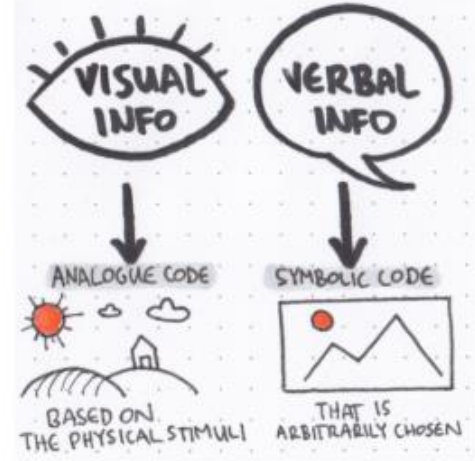
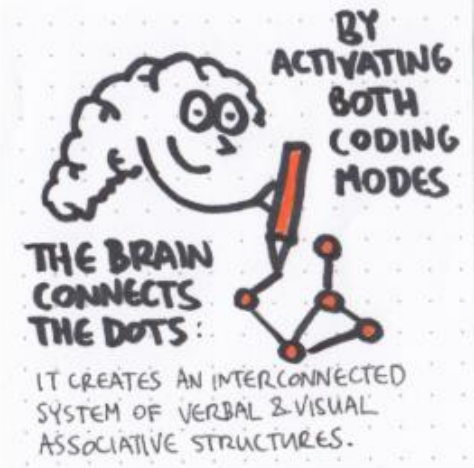
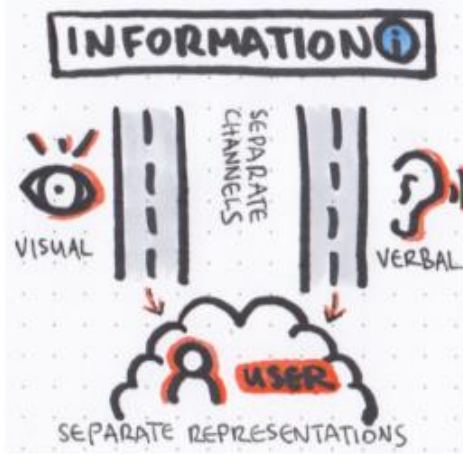



**4. Add the dual coding images to your work. If you are a confident artist you might draw your own, or you might find something appropriate and print it off.**



**5. Test yourself. Without reading the text, can you remember the key ideas by only using the visual prompts?**

@sketchingforux  
UX Knowledge Piece Sketch #2



- ✓ TO ENHANCE RECOGNITION & RECALL
- ✓ TO MAKE YOUR CONTENT MORE MEMORABLE
- ✓ TO SUPPORT LEARNING

