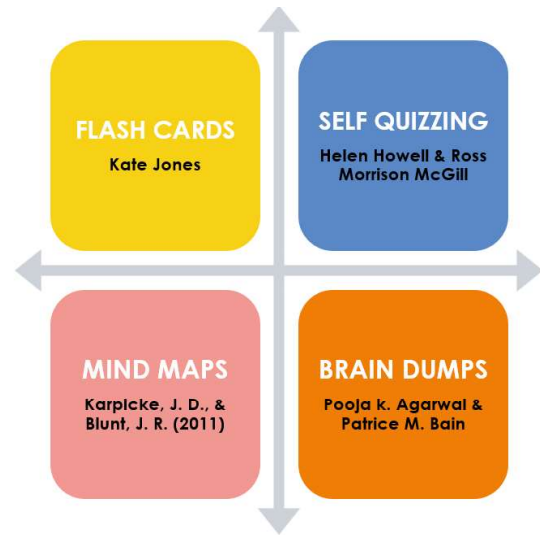


EFFECTIVE REVISION

THE CORE FOUR:


- Revision does not need to be overly complicated.
- Use the Core Four strategies for simple and effective retrieval.
- The biggest gains are to be made by being consistent.
- Making a revision timetable and sticking to it, day in, day out leads to outstanding progress.



Getting started:

Use three highlighters to colour code your revision topic list based on your confidence:

- **Red** = You missed the learning, can't remember or don't understand.
- **Orange** = You have a grasp of the basics, but need to sharpen specific knowledge.
- **Green** = You are confident.

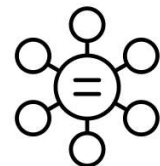


Always start with what you know. Choose a topic and complete a **brain dump**. This will help you to judge how strong your recall of the topic is and identify areas that you need to sharpen.



Revising effectively: Based on your highlighting and brain dump, choose an appropriate task to suit your knowledge level.

Red topics = You need to re-learn. Make structured notes e.g. mindmaps using a revision guide / bbc bitesize / teacher slides.



Orange Topics = You need to sharpen your knowledge. Make flashcards and test yourself to build confidence.



Green topics = You are ready to test your knowledge. Complete exam questions and past papers. Self mark using mark schemes or ask your teacher to check it for you.

