


Year 10 GCSE
Information
Evening

Thursday 18th September 2025



Deptford
Green

Success at GCSE:

The next two years will be stressful.

There are high expectations of you and you will put high expectations on yourself.

When you are in the hall in May 2027, it will just be you.

But for the next two years, you are not alone, and your efforts will all be worth it!





How are GCSE courses structured?

GCSE courses are designed to take two years of study.

In England there are many companies called exam boards. They create courses that schools sign up to. Different exam boards have different content & exams but give the same qualifications.

Each course has a 'specification' which outlines all of the content that must be covered to prepare the students.

Teachers use this 'spec' to plan their lessons and assessments.

In some subjects students also complete coursework (NEA). This work is marked by their teachers and is then checked by an external moderator.

It is important to know what exam boards the students are studying in each of their subjects as they can be quite different. Revision guides, past papers etc are all guided towards specific exam boards - you don't want to buy or spend time studying the wrong thing.



How are GCSE courses graded?

How numerical grades compare with old ones

Old grades	Numerical grades
A*	9
A	8
B	7
C	6
	5 Strong Pass
	4 Standard Pass
D	3
E	2
F	1
G	1
U	U

BTEC Grading

Level / Qualification Grade	Grade Equivalent
Level 2 / Distinction*	8.5
Level 2 / Distinction	7
Level 2 / Merit	5.5
Level 2 / Pass	4
Level 1 / Distinction	3
Level 1 / Merit	2
Level 1 / Pass	1.25

Sports Studies
Food & Cookery

How are GCSEs examined?


GCSE exams are linear. This means that all exams take place at the end of Year 11.

GCSEs are sat every year over a 6-week period from the beginning of May until the middle of June.

Once completed, written GCSE exams are all marked blindly by external examiners.

Marks are then combined with any coursework (NEA) that students have completed to determine an overall grade.

Students find out their results in the last week of August. We will hold a results day in school where students can collect them in person. They are also sent out electronically later in the day.



How are GCSE grades awarded?

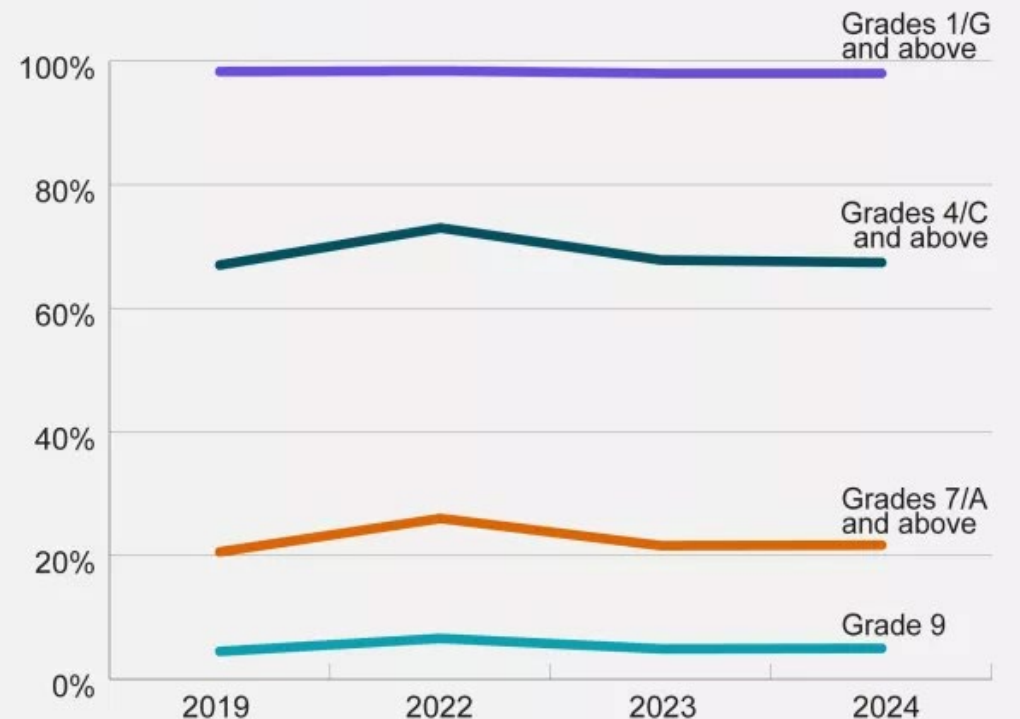


The pass rate at grade 4 is typically around 68% each year.

If everyone achieved better, then the number of marks needed to pass would increase so that the proportion of students achieving each grade remained the same.

If everyone in the country is studying more and revising more effectively, we need to also!

GCSEs 2024 Overall proportion of grades 9/A*-1/G



Source: Ofqual

tes
magazine

How do I know if I am on track to succeed?

- In class tests
- **Formal PPEs in late June.**
- Feedback on coursework
- Academic Reports
- **Y10 Parents evening** –
Wednesday 21st January



Glossary of key terms you might need to know.

EXAM BOARD – A company that sets up courses, runs exams and awards grades. Subjects choose which exam boards they will use.

BTEC – A vocational equivalent to GCSE. Usually these courses have a greater emphasis on coursework.

ATTAINMENT – This another word for the grades students achieve. The school's performance is judged on this.

PROGRESS – This measures students achievement at GCSE against their achievement in primary school. Because students in Y10 did not do Sats in Year 6, we will not be judged on progress.

PPE – Stands for pre-public exam. It is the word we use for our 'mock' exams.

NEA – Non-examined Assessment. This is the formal name for coursework.

GRADE BOUNDARY – Each year exam boards set how many marks are needed to achieve each grade.

**What advice would you give to
someone just starting out on their
GCSE journey?**

DG School Captains

2025-6

Success at GCSE

Ms. Wild

How can parents support students to revise?

Encourage your child to make a revision timetable – and stick to it.

Questions for encouragement / accountability

1. What do you plan to revise tomorrow?
2. How are you going to revise it?
3. Tell me about what you have learned!

Week 1: <u>1000 minute</u> revision plan							
	Monday	Tuesday	Wednesday	Thursday	Friday	Saturday	Sunday
Session 1: 50 minutes	Maths Topic:	Option B Topic:	Science Topic:	Maths Topic:	Option B Topic:		
Session 2: 50 minutes	English Topic:	Option C Topic:	Option A Topic:	English Topic:	Option C Topic:		
Session 3: 50 minutes	Science Topic:	Maths Topic:	Option B Topic:	Science Topic:	Maths Topic:		
Session 4: 50 minutes	Option A Topic:	English Topic:	Option C Topic:	Option A Topic:	English Topic:		
Bonus Session 5: 50 minutes							
Bonus Session 6: 50 minutes							

My options

A:	B:	C:
----	----	----

How can parents support students to revise?

Try to provide a quiet space to work, try to reduce distractions.

Ideas for encouragement / accountability

- Phones away.
- Music off.
- Set a timer a timer for 20-25 minutes, then allow a learning break to reset hard working mentality.



The presence of a phone whilst 'multi-tasking' can cause a 20% decline in performance.

How can parents support students to revise?

Promote good sleep habits.

Our Year 11 students told us that before the last round of PPEs they often went to bed late and this meant that they were tired in their exams.

Sleep is vital for memory and consolidation and will make students feel happier and more prepared each day.

Set a regular schedule and try to ensure that distractions are reduced.



9 SLEEP HYGIENE TIPS



Limit food and drink late at night.

Drastic changes in blood sugar levels & stimulating foods late at night can cause sleep disruptions.



Limit screen time.

The blue light emitted from computers, phones and TV screens can impact your circadian rhythm. These disruptions can have knock-on effects to your mood, energy levels & overall health.



Sleep / wake cycle.

Try to keep a regular bed-time each night with a regular wake-up time each morning (set alarms for each). Irregular sleep / wake times can disrupt sleep.



Your bed is for sleeping.

If you start to link your bed with work related tasks such as emailing and spreadsheets, it will become a less relaxing environment.



Journaling.

Gratitude journaling each night (for a few minutes) can help you reflect on the positive events of the day and ensure a positive mindset prior to falling asleep.



Meditation.

Just 5-10 minutes of breathing meditation can help to relax your body, reduce your stress & dampen your racing mind.



Keep a worry list.

Writing down any worries that are on your mind, or things you want to achieve over the coming day can help rest your mind prior to falling asleep.

How can parents support students to revise?

Encourage a nutritious breakfast

Students who skip breakfast or rely on energy drinks performed worse in memory tasks compared to students that ate breakfast.

Despite this, 60% of teenage boys and 70% of teenage girls don't eat in the morning.

Have a conversation with your young person and think about what they might eat before they come to school that is going to give them the energy they need to thrive.



How can parents support students to revise?

Create a Structured Timetable: Include study blocks and regular breaks to maintain energy and prevent burnout.

Consistency & Communication: Build routines and check in regularly to show support and keep motivation high.

Encourage Active Learning: Use methods like self-quizzing, flashcards, and summarization to boost retention and understanding.



How can parents support students to revise?

Provide motivation

Are there any rewards or incentives that you can offer your young person in order to encourage them to revise and take their exams seriously?



How can parents support students to revise?

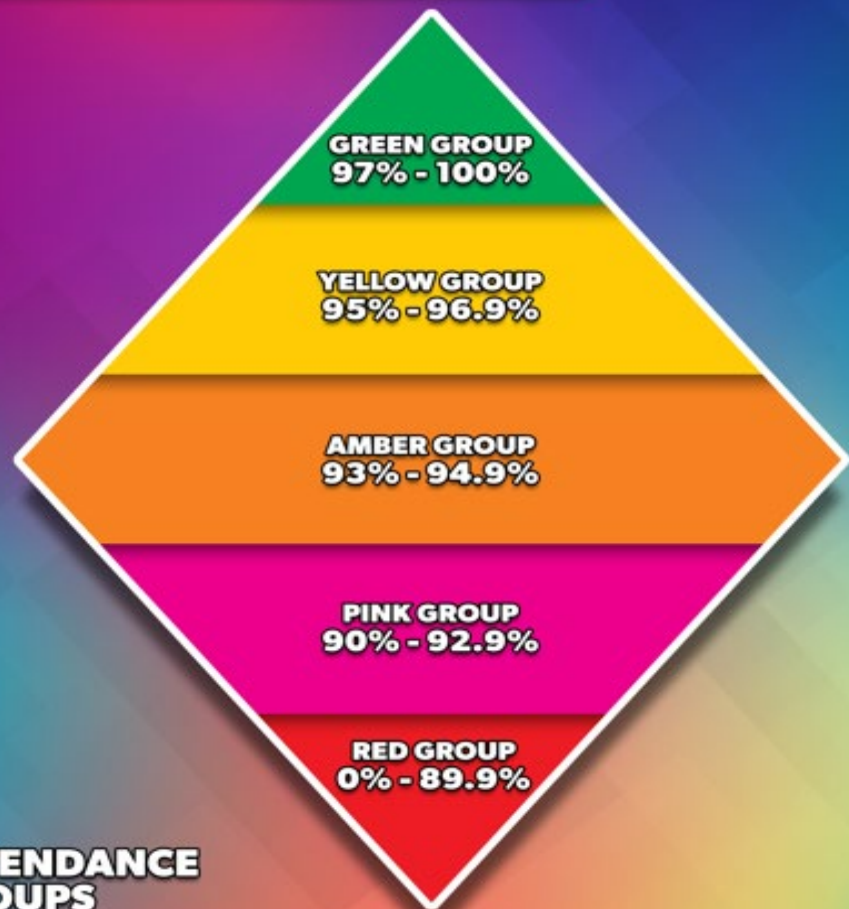
Be Mindful of Stress: Students may feel overwhelmed, which can lead to procrastination or avoidance. Starting revision can feel like chipping away at an iceberg—small steps help reduce anxiety and build confidence.

Encourage Balance: For students who may overdo it, remind them that taking breaks is important. A short walk outside or time to rest can help recharge their energy and focus.

Reach Out for Help: If you're concerned about your child's wellbeing, don't hesitate to contact us for additional support and guidance.



Sol Attendance Diamond



ATTENDANCE GROUPS

GREEN	BEST CHANCE OF ACADEMIC SUCCESS
YELLOW	RISK OF UNDERACHIEVEMENT
AMBER	SERIOUS RISK OF UNDERACHIEVEMENT
PINK	SEVERE RISK OF UNDERACHIEVEMENT
RED	EXTREME RISK - PERSISTENT ABSENTEE



Sol Attendance
Sustainable impact

ecta

Attendance Matters



Sol Attendance
Sustainable impact



100%	0 DAYS	0 LESSONS MISSED
99%	1 DAY	6 LESSONS MISSED
98%	3 DAYS	18 LESSONS MISSED
97%	1 WEEK	30 LESSONS MISSED
96%	1.5 WEEK	45 LESSONS MISSED
94%	2 WEEKS	60 LESSONS MISSED
93%	2.5 WEEKS	75 LESSONS MISSED
92%	3 WEEKS	90 LESSONS MISSED
90%	3.5 WEEKS	105 LESSONS MISSED


**Maximise your potential.
Attend School every day.**

Why is having less than 90% such a big deal?

1 school year at 90% attendance = 4 whole weeks of lessons missed.

90% or below means Simone is a 'persistent absentee'.

**Absent for 4
whole weeks!**



Explore Dream Discover

What impact will this have?

90% attendance over 5
years of secondary school
= 1/2 a school year missed

Research suggests that 17 missed school days a year
= GCSE grade DROP in achievement. (DfES)

The better the attendance the greater the
achievement.

Explore Dream Discover



Your Role as a Parent is Vital

You Make the Difference: Students are far more likely to succeed when they feel supported at home. Your encouragement, structure, and belief in their potential can boost motivation and confidence more than anything else.


Be Actively Involved: Checking in regularly, helping them stick to routines, and showing interest in what they're learning sends a powerful message: *"This matters, and you matter."*

Support with the Basics:

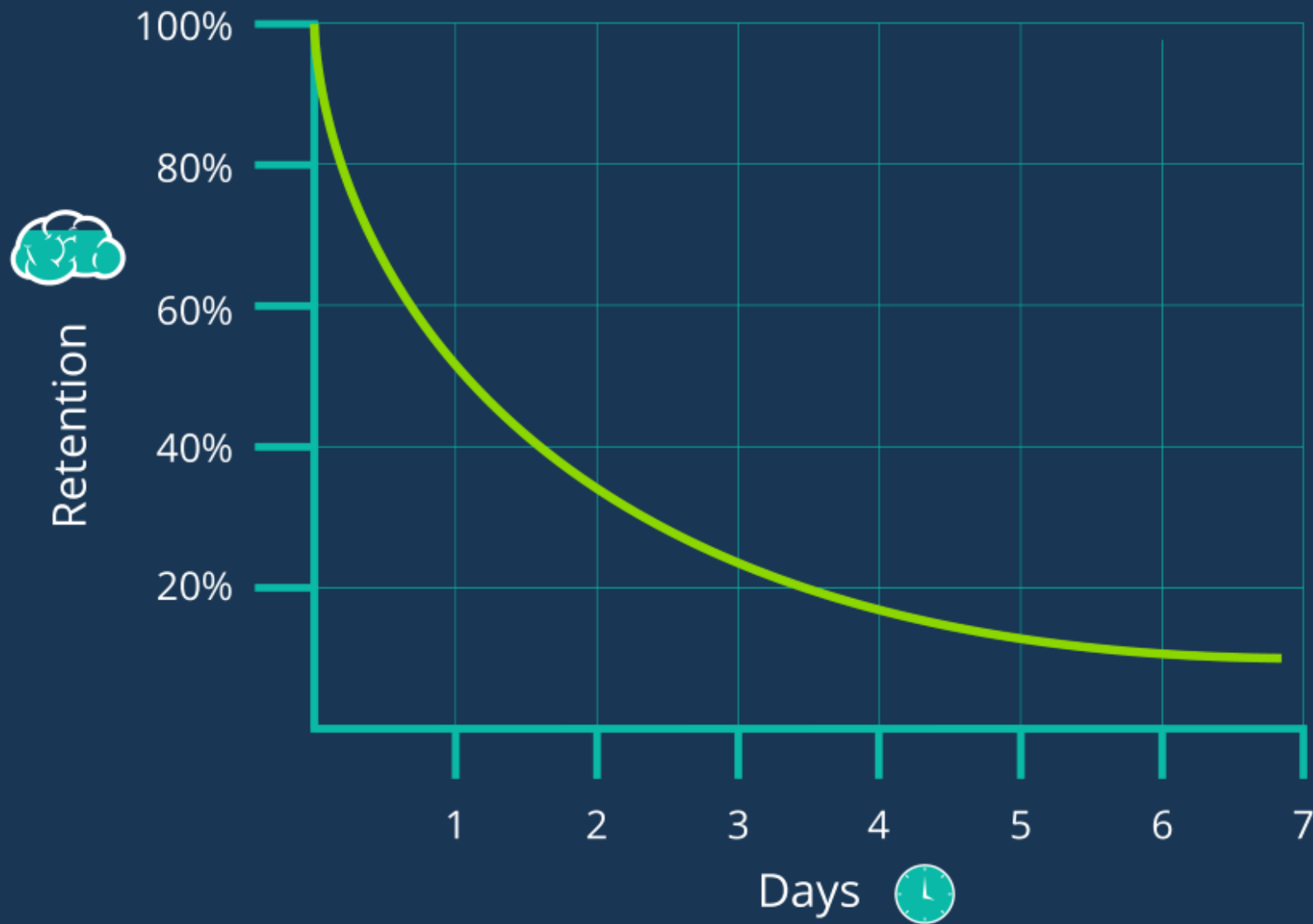
- Ensure **regular attendance** — every missed day is a missed opportunity to learn.
- Encourage **punctuality** — being on time builds discipline and reduces stress.

Work With Us: We're here to support you as much as your child. When school and home work together, students thrive.

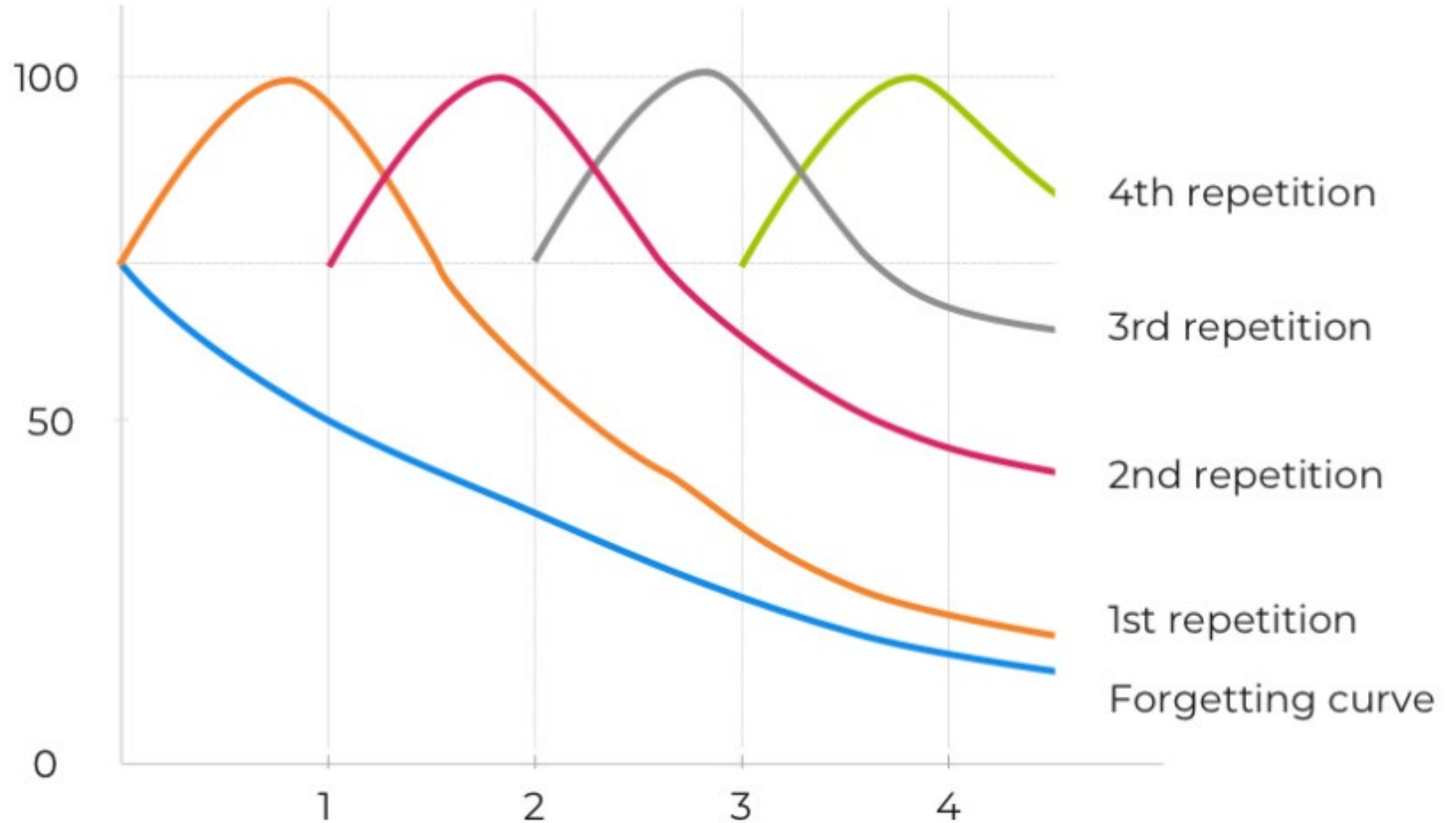
Success at GCSE: Effective Revision Techniques



THE FORGETTING CURVE



Why is revision important?



Common mistakes and how to avoid them

Graham revises by reading over his book. He usually also has his phone

Sarah spends hours revising. Her main method is making notes from bbc bitesize. She mostly copies down key information.

Neil makes some excellent revision notes. Once he has finished each topic he moves on to the next. He doesn't have time to go back over these notes before the exam.

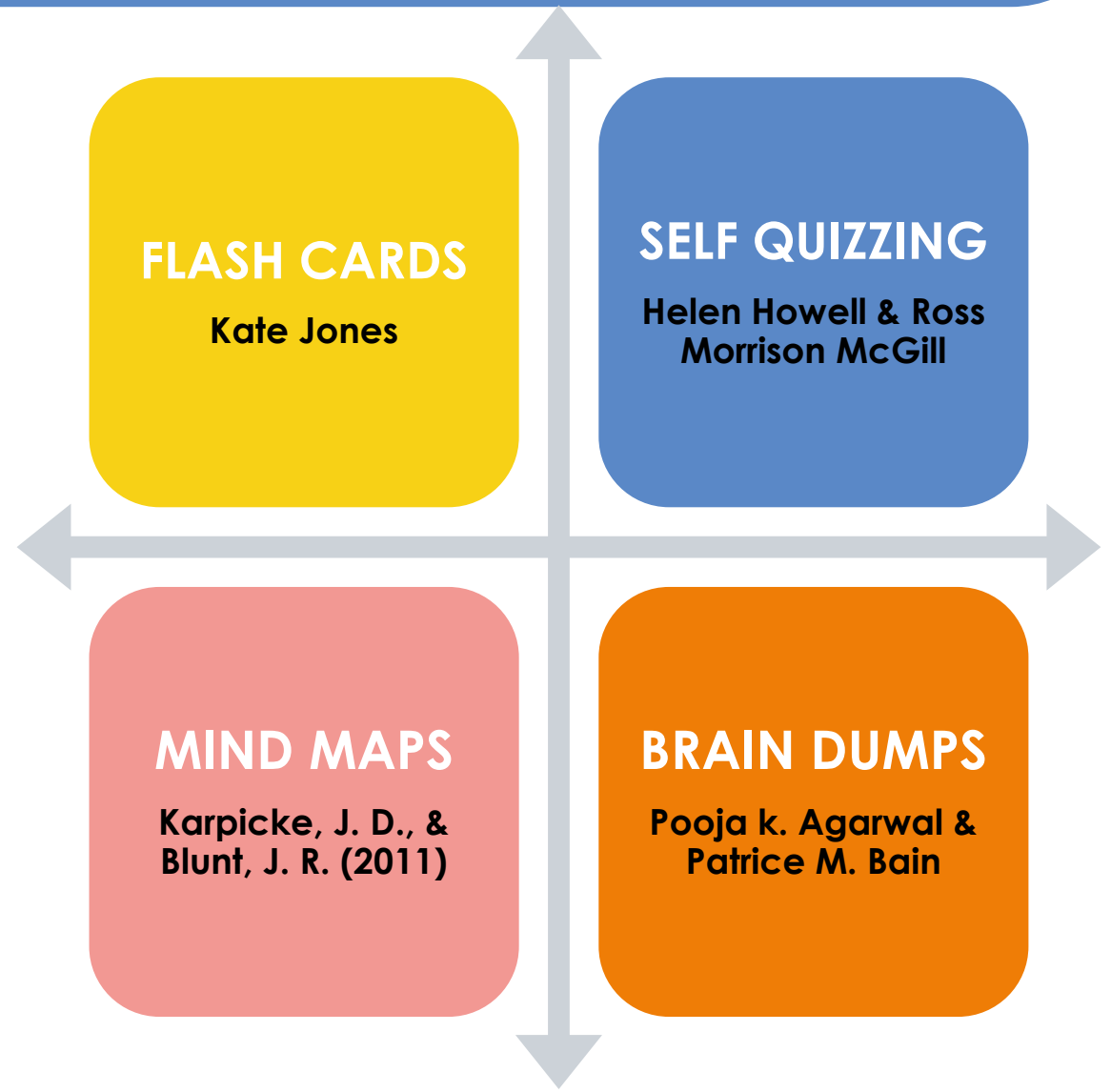


Practice! 'The Core Four'

Doug Lemov states, **practice does not always make perfect, but it does make permanent.**

Students should have a bank of well-practised revision and study methods that they can confidently select from.

(Howell & McGill, 2022)




**Always start with
what you
remember.**



**BRAID
DUMP**

Choose
the
right
task.



I need to re-learn:



Structured notes including mindmaps.

I need to build fluency:

Self-quizzing using flashcards




I am ready to check my understanding:

Past papers*

*Keep a close eye here!





Deptford
Green

Year 10 Work Experience

Preparing Your Future

Year 10 Information
Evening 18th September
2025

EXPLORE- DREAM -DISCOVER

What is Year 10 work experience?

A short, unpaid placement with an employer or a group of employers.

Could be the only student on placement at that time or be part of a group.

It is not necessarily preparation for a specific job.

It is an opportunity to:

- Observe people at work
- Explore a sector
- Learn new skills
- Understand how your curriculum links to different roles

This is likely to be students' first work experience, but not the only one, and the first of many.

Work experience does not only happen that week and can be virtual too- see Springpod

Why work experience matters and why do we dedicate a week to it?

- Builds confidence
- Develops essential transferable skills in a different way from school: working with different people and meeting different expectations
- Time and space to think about future plans and interests and consider what students like or not, want or not, ahead of Year 11
- Helps students explore existing career interests or discover new ones
- Provides valuable insight into the world of work
- Supports decisions about and applications to post-16 and post 18 and future work experiences and first jobs
- Creates opportunities

Transferable skills gained

- Communication
- Organisation
- Teamwork
- Problem-solving
- Time management
- Independence and resilience



Timeline for Year 10 Work Experience


September- December:
Launch, explore, apply
guidance on finding placements

Up to 27th February:
Confirm placements
Health & safety checks

18th to 22nd May 2026: Work Experience Week
Growth

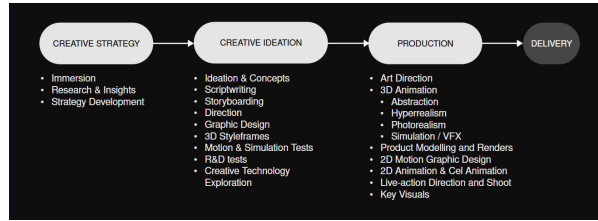

After Placement:
Reflection and celebration

EXPLORE- DREAM -DISCOVER



Examples of placements from previous years

- Budding journalist writing magazine contributions
- Discussing foot bridge designs and materials with engineers, writing H&S procedures manual, checking fire escapes routes on plan, calculating service pipes length to order on new development
- Being taken to lunch to discuss the pros and cons of a career as a barrister
- Designing apartments' interiors and presenting to architects
- Reading stories to children in nursery, planning a language lesson in a primary school
- Providing outstanding customer service in a boutique
- Building a model of a new students' pavilion
- Sitting in investment meetings with clients
- Cooking and tasting profiteroles for a large-scale event
- Researching pictures for movies' special effects
- Playing board games and painting with elderly residents in a care home
- Updating websites, ordering from suppliers, mood boarding next year collection
- "Snagging" and being able to explain what it means!
- Reading a TV script and annotating it
- Visiting a multi-million building project next to St Paul Cathedral in The City
- Shadowing the product manager and developers working on a new app
- Visited a film set
- Talking to lighting manager and trying light effects during Insight backstage tour at a theatre



EXPLORE- DREAM -DISCOVER

How to find a placement

- Think about personal interests, hobbies, and ambitions
- Be flexible and think laterally if needed
- Use your network: family, friends and neighbours as well as the school community and community contacts
- Explore local businesses and organisations but be prepared to go into other areas
- Seek support from the school careers team
- We have regularly have placements offered specifically for DG students
- Creative Leaders- EW
- This is a rehearsal for Post-16 applications

Emails, in person visits and phone calls

From: bigboi@gmail.com

To: hello@StarkIndustries.com

Subject:

Hi,

My school has said that I have to do work experience. Do you think The Avengers would let me join?

If that would be cool with you, just email back soon.

Cheers,

Loki

- ✓ Presentation
- ✓ Professional
- ✓ Enthusiasm
- ✓ Clear information

- ❖ Do not approach employers in person in a big group

From: pparker@gmail.com

To: hello@StarkIndustries.com

Cc: cneembhard@deptfordgreen.co.uk

Subject: Work experience

Dear Mr Stark,

My name is Peter Parker, and I am a student at Deptford Green School.

My interest in work experience with the Avengers was sparked when I visited your laboratory in Malibu, where I got to see your inventions. I have worked very hard to develop my teamwork skills and spider sense. I feel that with some guidance, I would be a great addition to the Avengers team.

I am looking to do some work experience or shadowing from the 18th till the 22nd May 2026, to help develop my competencies and start to learn how to protect Earth.

Do you have any spaces for work experience students at that time? I have attached a copy of my CV, and I am available to meet. In the meantime, I have cc'ed the school careers lead who can answer questions you might have regarding hosting a student.

Yours sincerely,

Peter Parker

Using Unifrog

- All students have access to Unifrog- they have been sent an invitation by email
- Parents and carers can also create an account to explore pathways and careers and support their child with exploration and recording of skills and experiences
- CV builder, career profiles, work experience guides and more available

The Unifrog logo is displayed in white lowercase letters on a green background. The letters are bold and rounded, with the 'g' having a small tail.

To make your parent/ carer account, go to

<https://www.unifrog.org/code>

and input the sign-up code:

DPTFparents

Placement Tool: Students must use this to tell us which employer has agreed to host them.

The screenshot shows the Unifrog dashboard with several tool categories:

- Quizzes:** Skills profile (Quiz last taken 23 Jul 25), Quiz profile (2 of 4 quizzes complete).
- Recording:** Activities (Recorded at least 10), Skills (Completed all 12), Interactions (Missing 5 interaction types), Placements (No placements added).
- Searching:** No tools in this category are tailored to you this year - click 'All tools' to see everything.
- Exploring:** Careers library (Careers favourited), Subjects library (Subjects favourited), Know-how library (Guides favourited), Courses (No courses added).
- Applications:** Post 16 Intentions (1 teacher comment).
- Materials:** CV / Resumé (Write CVs tailored for each roles).



Using Unifrog for work experience

Placements

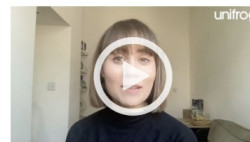
Here you can add work experience placements, fill in your forms, and check the progress of employer, parent and school coordinator forms. Want an overview of how organising a placement works? [See the whole process](#)

0 placements added so far
 Only add a placement **after** you've been in contact with the employer, and they have agreed to host you.
[+ Add new placement](#)

Some inspiration from the Know-how library



How to... use the Placements tool
 Here's how our Placements tool works



For employers: how to run a successful placement
 Top tips for employers on how to run a placement



For students: a guide to work placements
 Students: how to find it and how to be successful on

Student initial form

You're adding a **Student initial form** for a placement

Fill in the information below carefully. When you're done tick 'finished' at the bottom of the form. Afterwards we'll ask the placement lead at the employer to fill in the next form.

This form is only for organising a **placement** that is **in the future**.
A placement is where you are hosted directly by an employer, you have direct individual contact, and you observe their work. You must already have the employer's individual email address, and they must already have personally agreed to host you.
 Use the **Activities** tool instead to record:
[Placement in the past](#) > [Work experience webinar / course / presentation](#) > [Job](#) > [Workplace visit](#)

* Already agreed with the employer?

Agree the placement with the employer (eg by email) **before** adding it on this tool.

Looking Ahead: Apprenticeships, Sixth Forms & Colleges

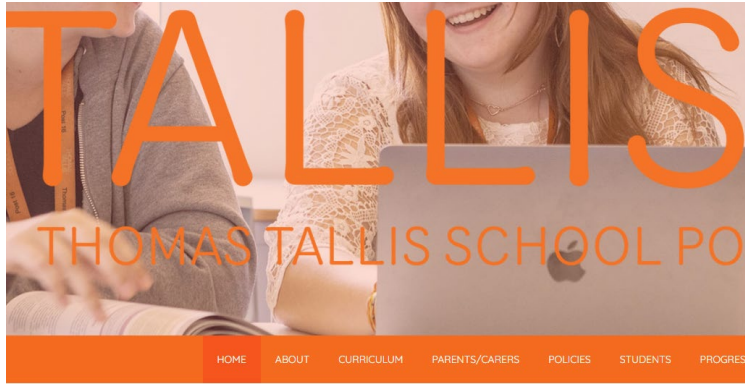
We encourage early
visits to open
evenings this year

Helps students make
informed choices
Awareness of entry
requirements

Reduces stress when
making decisions in
Year 11

Gives context to work
experience and career
exploration

EXPLORE- DREAM -DISCOVER



Post 16 **OPEN EVENING**
 Wednesday 15 October 2025
[Book your tickets now](#)

Search

ada National College for Digital Skills

Top Sixth Form for Computing where tech careers begin

Open Evening
 Thursday, October 2nd
 4pm - 7:30pm

For more info: ada.ac.uk

Welcome!

Scan the QR code for free open evening tickets:

84% of our students have secured their first university choice

The **BRIT SCHOOL** **DA** DIGITAL ARTS

COME AND SEE DIGITAL ARTS AT THE BRIT SCHOOL POST-16 OPEN EVENT

23 SEPT 2025

CONCEPT & COMIC ART,
 2D & 3D GAME ART,
 ANIMATION & MOTION,
 GRAPHIC DESIGN & VFX

3 A LEVEL EQUIVALENT
 UAL QUALIFICATION

**BOOK NOW AT
 BRIT.SCHOOL.OPENEVENTS25**

CHRIST THE KING SIXTH FORMS

YOU ARE INVITED!
 sign up online today to attend

OPEN EVENTS

CTK EMMANUEL Saturday 27th September 2025

CTK AQUINAS Saturday 4th October 2025

CTK ST MARY'S Saturday 11th October 2025

[BOOK NOW](#)

EXPLORE- DREAM -DISCOVER

Work
Experience
process
Post 16
application
rehearsal

Research

Reflect

Visit

Apply

Keep track of applications and deadlines

Check emails

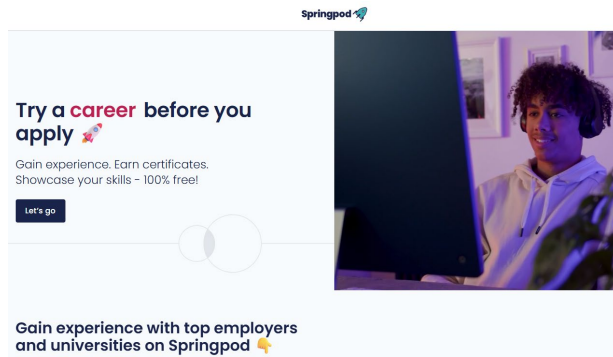
Chase up

Interview

Show up

Reflect

EXPLORE- DREAM -DISCOVER



- Careers Workshops
CV writing, interview skills, hands-on experiences to experience and inspire future choices
- Guest Speaker Sessions
employers and former students sharing their journeys
- College & Sixth Form Open Evenings and University visits
explore future pathways
- Employer Encounters / Workplace Visits
insight into different industries
- Springpod: Virtual work experiences and subjects spotlights (link your account to Deptford Green School)

- Examples:
 - ✓ AI Literacy workshop with Goldsmiths University on 10th October (CS students)
 - ✓ NHS Careers workshop on 16th October
 - ✓ Girls Robotics with King's College London- sign up now to start on 7th November
 - ✓ BIMA Day on 12th November
 - ✓ Creative Careers Week
 - ✓ St Dunstan's Futures Convention 27th November
 - ✓ Oxford Catalyst workshop 6th February and visit to Oxford and Cambridge
 - ✓ More to be announced

EXPLORE- DREAM -DISCOVER

- Talk openly and regularly about career ideas at home
- Encourage independence in finding placements
- Share contacts or opportunities
- Celebrate your child's achievements and growth

We look forward to working together to make Year 10 Work Experience a success and to continue to encourage your children to explore, dream and discover

Do not hesitate to contact me at
cneimbhard@deptfordgreen.co.uk

Or call 0208 469 4896

EXPLORE- DREAM -DISCOVER

THANK YOU! Now, over to you!

